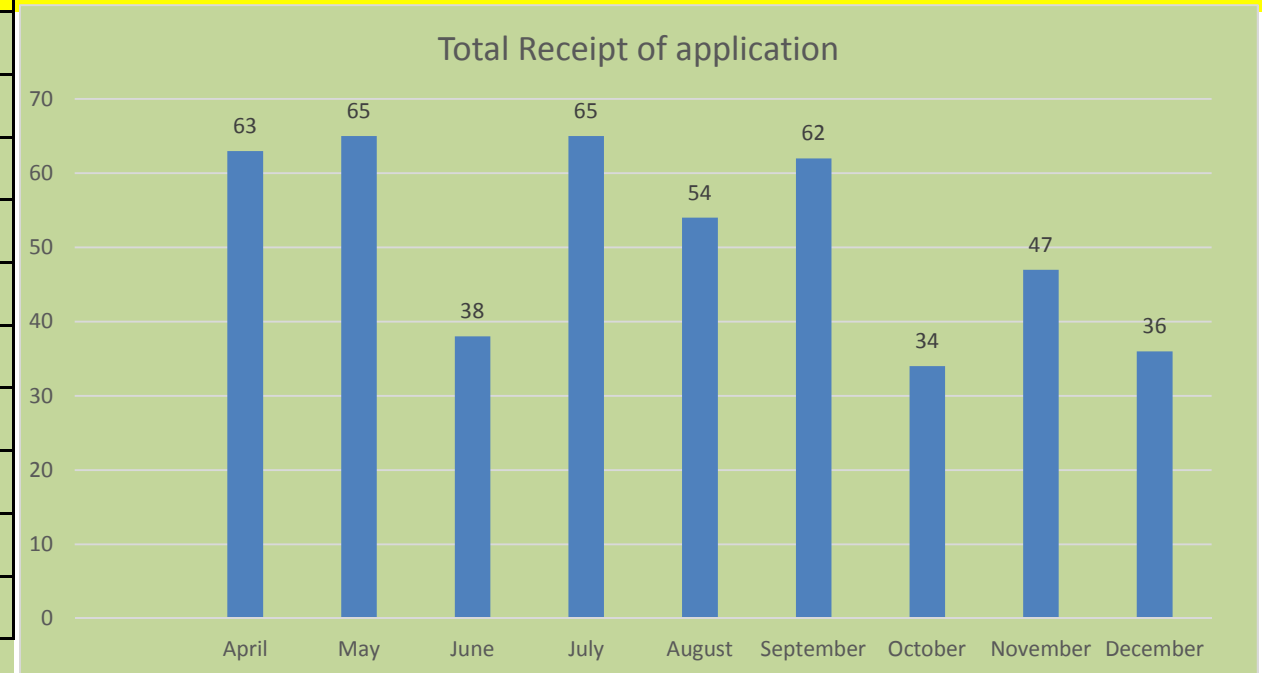
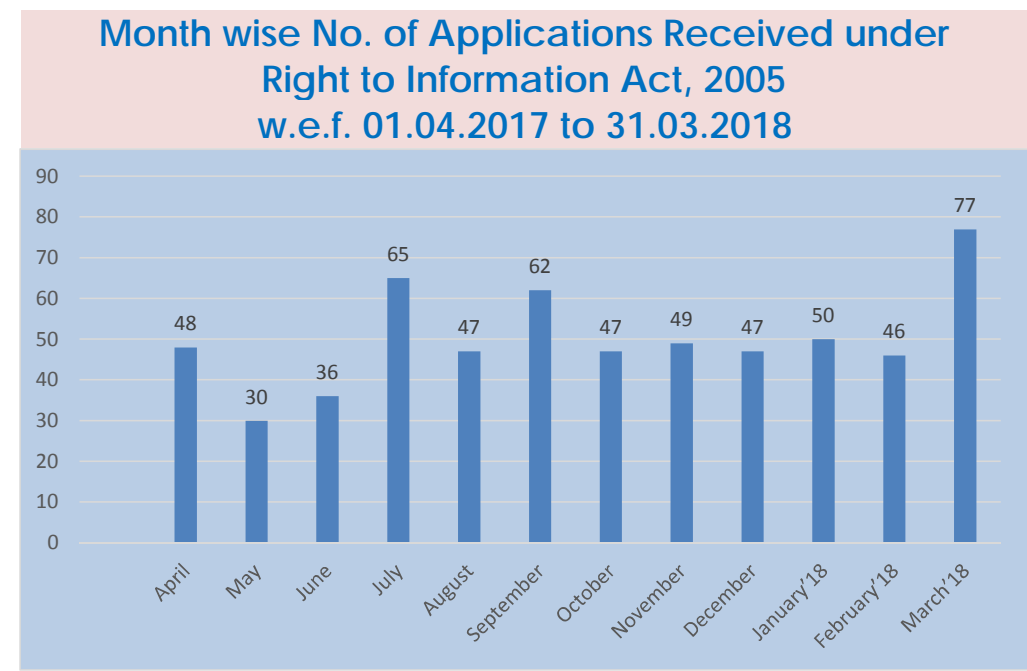


Quarter	Month	No. of Applications received physically	On line Receipt applications	Total Receipt of application	Cumulative Total
		B/F			5
1 st Quarter	April	38	25	63	68
	May	47	18	65	133
	June	25	13	38	171
2 nd Quarter	July	36	29	65	236
	August	29	25	54	290
	September	30	32	62	352
3 rd Quarter	October	21	13	34	386
	November	32	15	47	433
	December	25	11	36	469

Month wise No. of Applications Received under Right to Information Act, 2005 w.e.f. 01.04.2018 to 31.12.2018

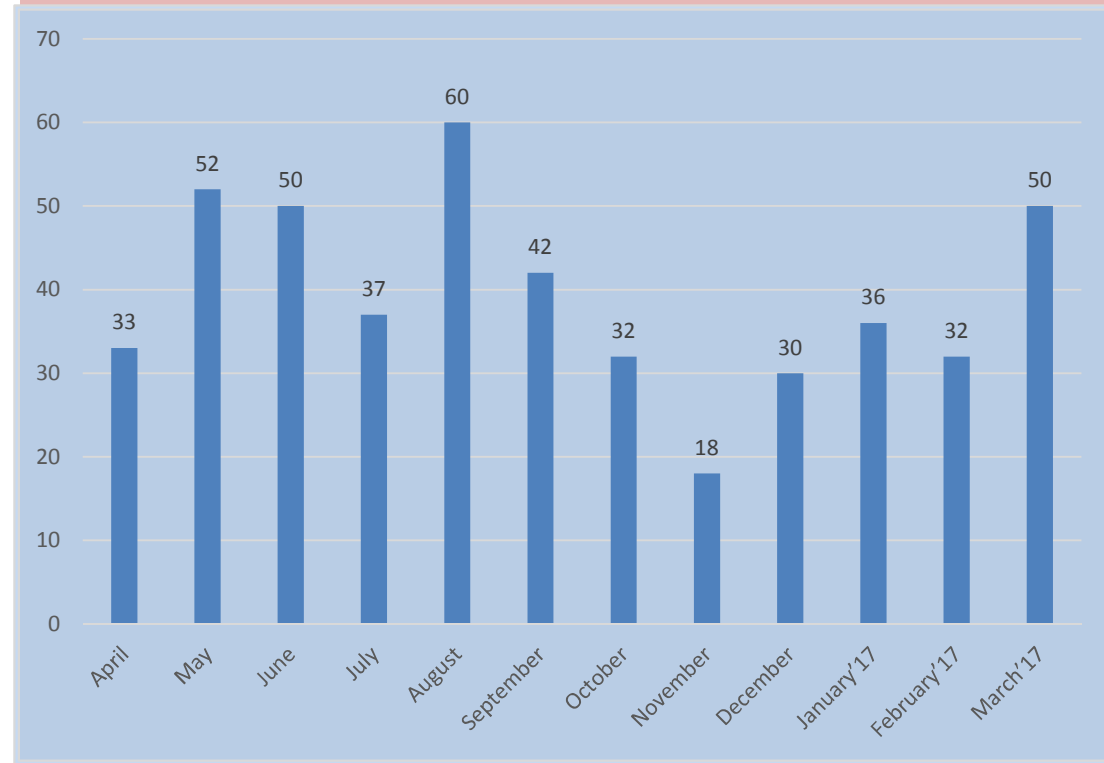


Quarter	Month	No. of Applications received physically	On line Receipt applications	Total Receipt of application	Cumulative Total
		B/F			17
1 st Quarter	April	42	6	48	65
	May	25	5	30	95
	June	35	1	36	131
2 nd Quarter	July	55	10	65	196
	August	40	7	47	243
	September	51	11	62	305
3 rd Quarter	October	42	5	47	352
	November	45	4	49	401
	December	35	12	47	448
4 th Quarter	January'18	38	12	50	498
	February'18	28	18	46	544
	March'18	46	31	77	621

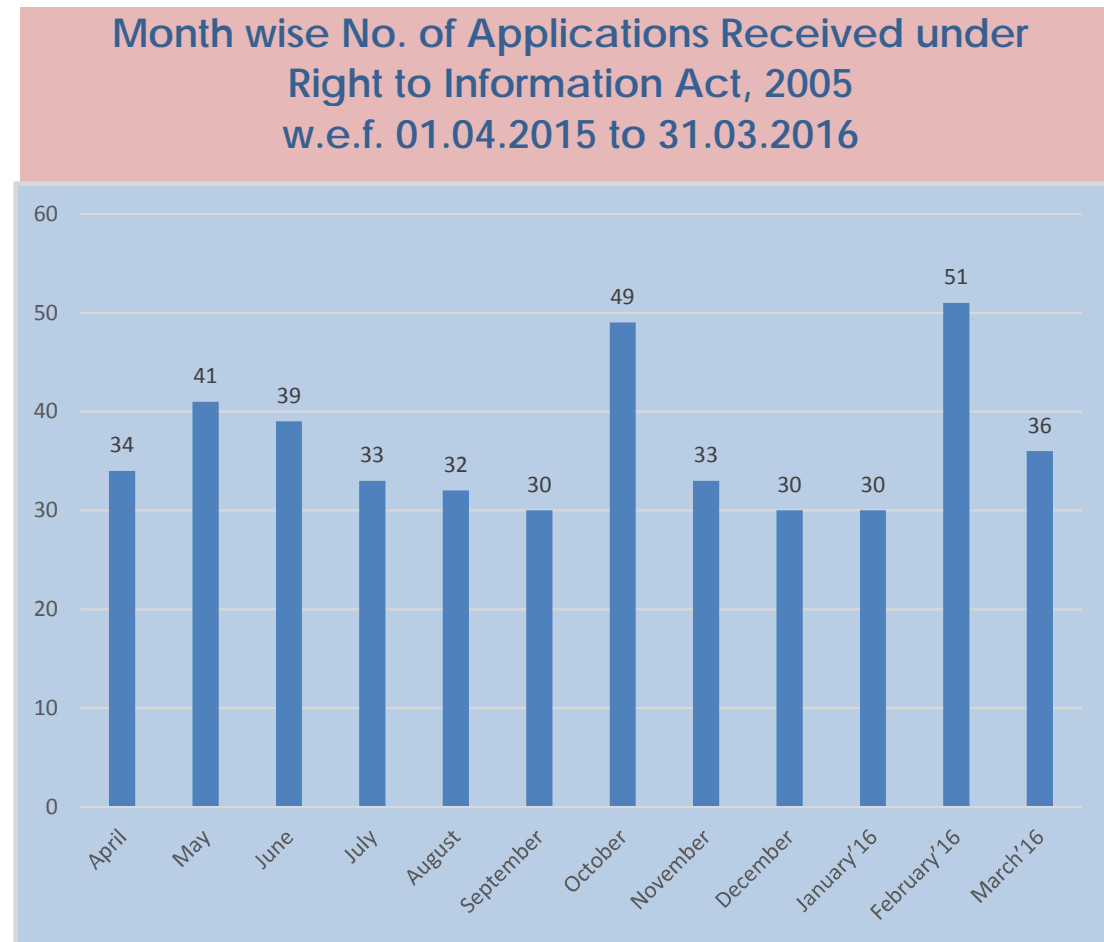


Quarter	Month	No. of Applications	Cumulative Total
		B/F	22
1st Quarter	April	33	55
	May	52	107
	June	50	157
2 nd Quarter	July	37	194
	August	60	254
	September	42	296
3 rd Quarter	October	32	328
	November	18	346
	December	30	376
4 th Quarter	January'17	36	412
	February'17	32	444
	March'17	50	494

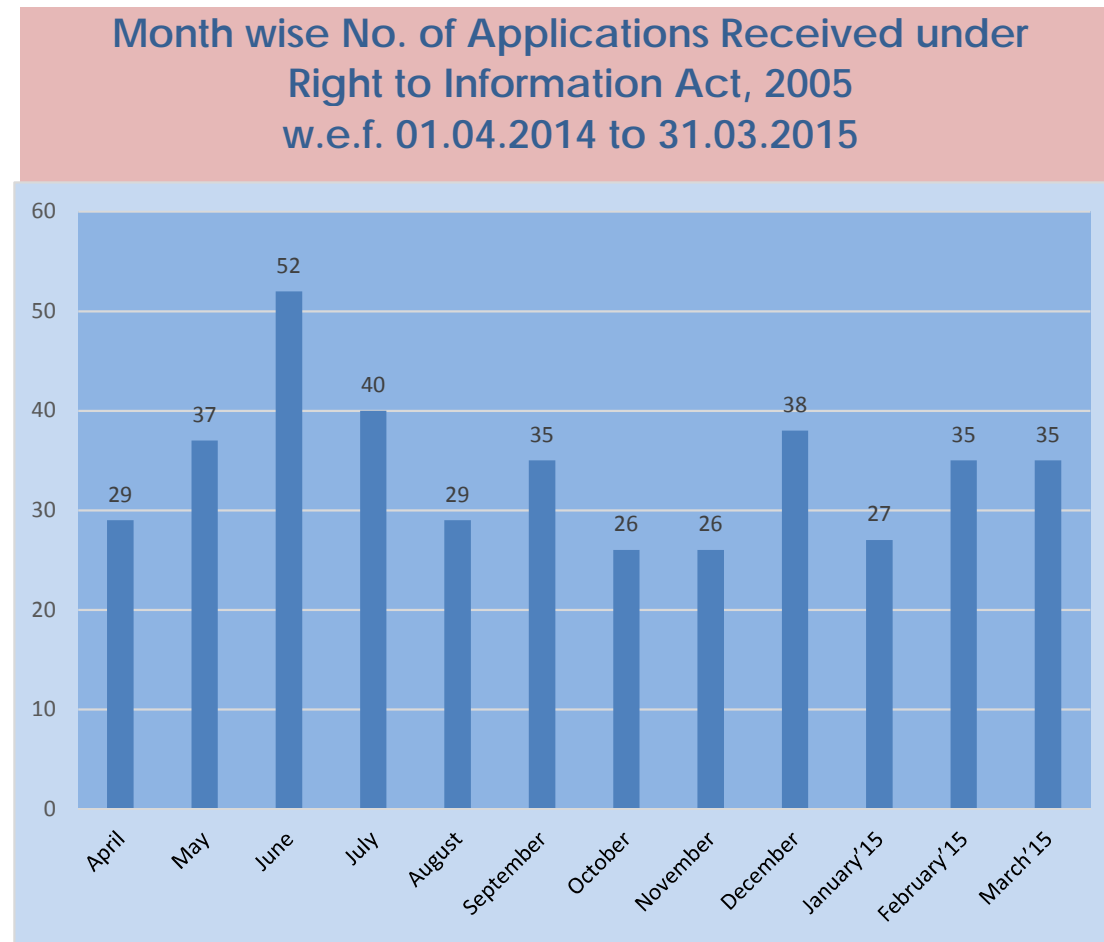
**Month wise No. of Applications Received under
Right to Information Act, 2005
w.e.f. 01.04.2016 to 31.03.2017**



Quarter	Month	No. of Applications	Cumulative Total
		B/F	13
1st Quarter	April	34	47
	May	41	88
	June	39	127
2 nd Quarter	July	33	160
	August	32	192
	September	30	222
3 rd Quarter	October	49	271
	November	33	304
	December	30	334
4 th Quarter	January'16	30	364
	February'16	51	415
	March'16	36	451



Quarter	Month	No. of Applications	Cumulative Total
		B/F	21
1st Quarter	April	29	50
	May	37	87
	June	52	139
2 nd Quarter	July	40	179
	August	29	208
	September	35	243
3 rd Quarter	October	26	269
	November	26	295
	December	38	333
4 th Quarter	January'15	27	360
	February'15	35	395
	March'15	35	430



Quarter	Month	No. of Applications	Cumulative Total
		B/F	29
1st Quarter	April	39	68
	May	41	109
	June	42	151
2 nd Quarter	July	44	195
	August	47	242
	September	46	288
3 rd Quarter	October	53	341
	November	33	374
	December	32	406
4 th Quarter	January'14	37	443
	February'14	40	483
	March'14	42	525

