

DEPARTMENT OF ANATOMY, GOVT. MEDICAL COLLEGE, CHANDIGARH
MBBS (Batch-2018)

Dated: 24.07.2018

Date	Topic	Time	Teacher	Topic	Time	Teacher
1/8/	Introduction	11-12 AM	At LT-1 , Level "0" E- Block	Departmental Visit	2-5pm	
2/8	DH : Intro LEC: General Introduction	9-11 AM 11 -12AM	All Teachers Dr Mahesh K Sharma			
3/8	Demo : Skeleton & Muscles LEC: Terms of Position & Movements	9-11 AM 11-12 AM	Table Teachers Dr Jyotsna Singh			
4/8	Demo-Microscope & Microscopy LEC: Skin & Fascia	9-11 AM 11-12 AM	Ms Poonam Chaudhary & Table Teachers in Histo. Lab Dr Jyotsna Singh			
6/8	LEC: Muscle	11-12 AM	Mr Rupinder Singh			
11/8	Demo. – Vessels & Nerves Demo. Scapula – Gen. features & Attachments LEC: Vessels	9-11 AM 11-12AM	Table Teachers Dr Arun Sharma			
13/8	Demo.- Staining & Preparation of Histology Slides LEC: Lymphatics & Cartilage	9-11 AM (Batch A) 11-12 AM	Ms Poonam Chaudhary & Table Teachers -Histo. Lab Dr Anshu Sharma			
14/8	Demo.- Staining & Preparation of Histology Slides LEC: Bone	9-11 AM (batch – B) 11-12AM	Dr. Arun Sharma / Ms. Jyoti Dr Anshu Sharma	Demo .-Clavicle - General Features & attachments	2-5 PM	Table Teachers
16/8	Demo- Humerus- Gen. Features LEC: Joints - I	9-11 AM 11-12 AM	Table Teachers Dr. Avinash Abhaya			
17/8	Demo- Humerus - Attachments LEC: Joints - II	9-11 A M 11-12 AM	Table Teachers Dr. Avinash Abhaya			
18/8	Revision: Upper Limb Bones LEC: Nervous System- I	9 -11AM 11-12 AM	Table Teachers Dr. Kanchan Kapoor			
20/8	LEC: Nervous System- II	11- 12	Dr. Kanchan Kapoor			
21/8	SUB STAGE – Gen. Anatomy	10-12 AM	Table Teachers			

Demo Room

(Handwritten signature)

**DEPARTMENT OF ANATOMY,
GOVT. MEDICAL COLLEGE, CHANDIGARH
THEORY SCHEDULE (UPPER LIMB)**

MBBS (Batch-2018)

Dated: 08.09.2018

Date	Topic	Teacher
05/9	Upper Limb-General Introduction	Dr Arun Sharma
06/9	Pectoral Region	Dr. Mahesh K Sharma
07/9	Breast	Dr. Mahesh K Sharma
11/9	Axilla	Dr. Mahesh K Sharma
12/9	Brachial Plexus	Dr. Mahesh K Sharma
13/9	General Embryology	Dr. Kanchan Kapoor
14/9	Back -Muscles	Ms Amandeep
15/9	Gen. Emb.-Ovarian & Uterine Cycle	Dr. Kanchan Kapoor
17/9 -12-1 PM	Gen. Emb. –Oogenesis, Spermatogenesis	Dr. Kanchan Kapoor
18/9	Scapular Region - Muscles and Vessels	Ms Amandeep kaur
19/9	Gen. Emb.- Fertilization, Cleavage, Implantation	Dr. Kanchan Kapoor
20/9	Arm and Cubital Fossa- Muscles ,Nerves & Vessels	Ms Jyoti
21/9	Gen. Emb. - Germinal Disc	Dr. Kanchan Kapoor
22/9	Gen. Emb. - Neurulation, Somites	Dr. Kanchan Kapoor
24/9 -12 -1 PM	Gen. Emb. – Placenta I	Dr. Kanchan Kapoor
25/9	Gen. Emb. – Placent II	Dr. Kanchan Kapoor
26/9	Shoulder Joint	Dr. Avinash Abhaya
27/9	Gen. Emb. – Teratology	Dr. Kanchan Kapoor
28/9	Forearm - Flexor Compartment	Dr. Avinash Abhaya
29/9	Wrist & Hand - Deep Fascia & retinaculum	Dr Jyotsna Singh
1/10 (12-1 PM)	Hand-Muscles of the Palm	Dr Jyotsna Singh
3/10	Palmar Arches, Spaces(including forearm spaces)	Dr Jyotsna Singh
4/10	Median Nerve	Dr Jyotsna Singh
5/10	Ulnar Nerve	Dr Anshu Sharma
6/10	Forearm - Extensor Compartment	Dr Avinash Abhaya
8/10	Radial & Axillary Nerve	Dr Anshu Sharma
9/10	Joints-Superior & Inferior Radioulnar Joints, Movement with Muscles & Elbow joint.	Dr Anshu Sharma
10/10	Joints of Wrist and Hand	Dr Anshu Sharma
11/10	Final Stage Theory Examination	Examination hall
12/10	Final Stage Practical Examination	Dissection hall
13/10	Interactive Teaching & Evaluation–Quiz-1	Lecture Theatre - 1

AOD - teaching file

Mahesh K Sharma

DR MAHESH K SHARMA
Professor & Head

**DEPARTMENT OF ANATOMY,
GOVT. MEDICAL COLLEGE, CHANDIGARH
DISSECTION HALL SCHEDULE (UPPER LIMB)**

MBBS (Batch-2018)

Dated: 08.09.2018

Sr. No.	Dissections	Pages	Days	Dates
1.	Pectoral Region, Breast Axilla & Brachial Plexus	20-34	5	5 th -13 Sep.
2.	Back & Scapular Region	35-41 54-62	4	14 th Sep – 19 th Sep
	SUB- STAGE-I	9-11 AM		20th Sep. (Thursday) OSF
3.	Arm & Cubital Fossa	42-53 67-70	4	21 th -26 th Sep.
4.	Arm & Shoulder Joint	63-66 71-73		
5.	Forearm -Flexor Compartment	73-92	3	27 th - 29 th Sep.
	SUB- STAGE-II	9-11 AM		29th Sep. (Sat)
6.	Forearm – Extensor Comp. & Palm & Dorsum of Hand	93-104	3	03 rd – 06 th Oct.
7.	Articulations	104-113	2	8 th – 09 th Oct.
8.	Radiology & Surface Marking		2	10 th Oct
9	FINAL STAGE			11th - 12th Oct
10	Interactive Teaching & Evaluation– Quiz-1		12-1 PM	13 th Oct

Mahesh Sharma

DR MAHESH K SHARMA
Professor & Head

DEPARTMENT OF ANATOMY

GOVT. MEDICAL COLLEGE, CHANDIGARH

UPPER LIMB (DEMONSTRATION SCHEDULE)


MBBS (Batch-2018)

DATED: 08.09.2018

Day: Wednesday (2-3 PM) & Saturday (9-10 AM)

Teacher	Batch	Venue
Dr Arun Sharma	A1	Dissection Hall -I
Ms Amandeep Kaur	A2	Dissection Hall - II
Ms Jyoti	B1	Histology Lab
Mr Rupinder Singh	B2	Demonstration Room

Date	Topic
12.09.2018	Clavicle
15.09.2018	Scapula
19.09.2018	Humerus
22.09.2018	Shoulder Girdle
26.09.2018	General Embryology Models
29.09.2018	Radius & Ulna -I
03.10.2018	Articulated Hand – Features & Muscle Attachments
06.10.2018	Radius & Ulna - II
10.10.2018	Articulated Hand – Articulations & Movements



DR MAHESH K SHARMA
Professor & Head

DEPARTMENT OF ANATOMY

GOVT. MEDICAL COLLEGE, CHANDIGARH

Table Distribution & Table Teachers (GENERAL ANATOMY & UPPER LIMB)

MBBS (Batch-2018)

DATED: 08.09.2018

Table	Roll no	Table Teachers
1	1-25	Dr Jyotsna Singh
2		Dr Arun Sharma Dr Rafika
3	26-50	Dr Anshu Sharma
4		Ms Jyoti Dr Mudit Aggarwal
5	51-75	Dr Avinash Abhaya
6		Ms Amandeep kaur Ms Ramandeep
7	76 onwards	Dr Mahesh K Sharma
8		Mr Rupinder Singh Mr Pankaj Kumar




DR MAHESH K SHARMA
Professor & Head

**DEPARTMENT OF ANATOMY,
GOVT. MEDICAL COLLEGE, CHANDIGARH
THEORY SCHEDULE (UPPER LIMB)**

MBBS (Batch-2018)

Dated: 08.10.2018

Dates	Topic	Teacher
15 /10	Introduction, Deep fascia – Lower Limb	Ms Ramandeep kaur
16 /10	Front of Thigh & Femoral Triangle	Dr Anshu Sharma
17 /10	Femoral Canal & Hernia	Dr Anshu Sharma
18 /10	Thigh -Medial compartment & Adductor Canal	Ms Amandeep kaur
20/10	Gluteal Region	Dr Jyoti Rohila
22 /10	Hip Joint	Dr Avinash Abhaya
23 /10	Hamstring Muscles & Popliteal Fossa	Dr Jyoti Rohila
25/10	Leg - Anterior Comp. & Dorsum of Foot & Retinacula	Dr Mahesh K Sharma
26 /10	Leg - Posterior & Lateral Compartment	Dr Mahesh K Sharma
27 /10	Leg -Nerves & Vessels	Dr Arun Sharma
29/10	Knee Joint	Dr Avinash Abhaya
30 /10	Sole of Foot	Dr Jyotsna Singh
31/10	Arches of Foot	Dr Jyotsna Singh
01 /11	Joints & Movements of Foot	Dr Jyoti Rohila
02 /11	Lymphatic & Venous drainage; Cut. Innervations	Ms Jyoti
03 /11	Grand Stage- Theory Lower Limb	Saturday- Morning
05 /11	Interactive Teaching & Evaluation– Quiz-II – 12-1 PM	Monday -Noon
06/11	Grand Stage- Practical Lower Limb (evening)	Tuesday- Evening



(Dr. MAHESH K SHARMA)
Professor & Head

**DEPARTMENT OF ANATOMY,
GOVT. MEDICAL COLLEGE, CHANDIGARH**

Lower Limb - Table Distribution & Table Teachers

MBBS (Batch-2018)

Dated: 08.10.2018

Table	Roll no	Table Teachers
1	1-25	Dr Jyoti Rohila Ms Ramandeep kaur
2		Ms Jyoti
3	26-50	Dr Jyotsna Singh Ms Amandeep kaur
4		Mr Pankaj
5	51-75	Dr Anshu Sharma Dr Rafika
6		Mr Rupinder
7	76 onwards	Dr Avinash Abhaya Ms Palak
8		Dr Arun Sharma

Maresh Sharma

(Dr. MAHESH K SHARMA)
Professor & Head

**DEPARTMENT OF ANATOMY,
GOVT. MEDICAL COLLEGE, CHANDIGARH
DISSECTION HALL SCHEDULE (LOWER LIMB)
MBBS (Batch-2018) Dated: 08.10.2018**

Sr. No.	Dissections	Days	Dates
1.	Front and Medial side of Thigh	4	15/10-20/10
2.	Gluteal Region & Back of Thigh	3	23/10-25/10
3	Popliteal Fossa	1	26/10
3	Substage -I	1	27/10
4	Leg – Anterior & Lateral Compartment & dorsum of foot	2	29/10 to 31/10
5	Leg – Posterior compartment , Knee Joint	2	
6	Sole of Foot , Ankle and tibiofibular joints; joints of foot	2	01/11 to 02/11

LOWER LIMB- DEMONSTATION SCHEDULE

Day and Time: Wednesday : 2 pm - 3 pm

Saturday: 9 am – 10 am

Teacher	Batch	Venue
Dr Ramandeep kaur	A1	Dissection Hall – I
Mr Amandeep Kaur	A2	Dissection Hall – II
Dr Rafika	B1	Histology Lab
Ms Palak	B2	Demonstration Room

Date	Topic
17.10.2018	Hip-Bone & Femur
20.10.2018	Tibia & fibula – Ant & lat Comp.
27.10.2018	Tibia & fibula – Post Comp
31.10.2018	Articulated foot
1-2 Nov 18	Surface Marking (A1 & B1)/ Radiology (A2 & B2)

Mahesh Sharma

**DR MAHESH K SHARMA
Professor & Head**

2 Theory, 3. Practical
7-8
5. Practical

**DEPARTMENT OF ANATOMY,
GOVT. MEDICAL COLLEGE, CHANDIGARH
Histology Schedule**

MBBS (Batch-2018)

Dated: 08.10.2018

Theory : Every Tuesday - 2 pm-3 pm (LT-1)

Practical : Batch A1 & A2 - Tuesday: 3 pm to 5 pm

Batch B1 & B2 -Wednesday: 3 pm to 5 pm

OVERALL PRACTICAL TEACHING INCHARGE – DR. Mahesh Sharma

Date		Topics	Teacher
09.10.2018	Theory	Epithelium	Dr Mahesh K Sharma
09.10.2018	Practical	Epithelium	
10.10.2018			
16.10.2018	Theory	Connective tissue	Dr Jyoti Rohila
16.10.2018	Practical	Connective tissue	
17.10.2018			
30.10.2018	Theory	Cartilage	Ms Amandeep kaur
30.10.2018	Practical	Cartilage	
31.10.2018			
05.11.2018	Theory	Bone	Dr Arun Sharma
05.11.2018	Practical	Bone	
06.11.2018			
12.11.2018	Theory	Muscle	Dr Avinash Abhaya
12.11.2018	Practical	Muscle	
13.11.2018			
19.11.2018	Theory	Nervous tissue	Dr Jyotsna Singh
19.11.2018	Practical	Nervous tissue	
20.11.2018			
26.11.2018	Theory	Vascular system	Dr Anshu Sharma
26.11.2018	Practical	Vascular system	
27.11.2018			

** On Tuesday from 3-5 pm batch B1& B2 will attend DH

On Wednesday from 3-5 pm batch A1& A2 will attend DH

HOD - teaching file

Mahesh Sharma

DR MAHESH K SHARMA
Professor & Head

DEPARTMENT OF ANATOMY

GOVERNMENT MEDICAL COLLEGE HOSPITAL, CHANDIGARH

Dated: 30.10.2018

NOTICE

- (ii) There will be a **Interactive Teaching and Evaluation-Session-II** in the form of a Quiz including topics from Lower Limb & Histology covered till date.

Date: ---05th NOVEMBER 2018 (Monday)

Time – 12.00 to 01.00 PM

Venue: Anatomy Lecture Theatre (Block "E").

- (ii) **Final stage (Theory)**

Date : ---02nd November 2018

Time : 09.15 AM to 11.45 AM (2.30 Hr)

Venue: Examination Hall , Level -7 , "E" block

**** Students are advised to be seated by 09.00 am ****

- (iii) **Final Stage (Practical Viva)**


Date : --03rd November 2018

Time : 9.00 AM to 12.00 noon

Venue: Dissection Hall & Museum , Department of Anatomy, (Block-'E')

Kindly Note :

- The Grand stage theory & Practical examination will include all topics from Lower Limb & Histology covered till date.


(Dr Mahesh K Sharma)
Professor & Head

IT Centre